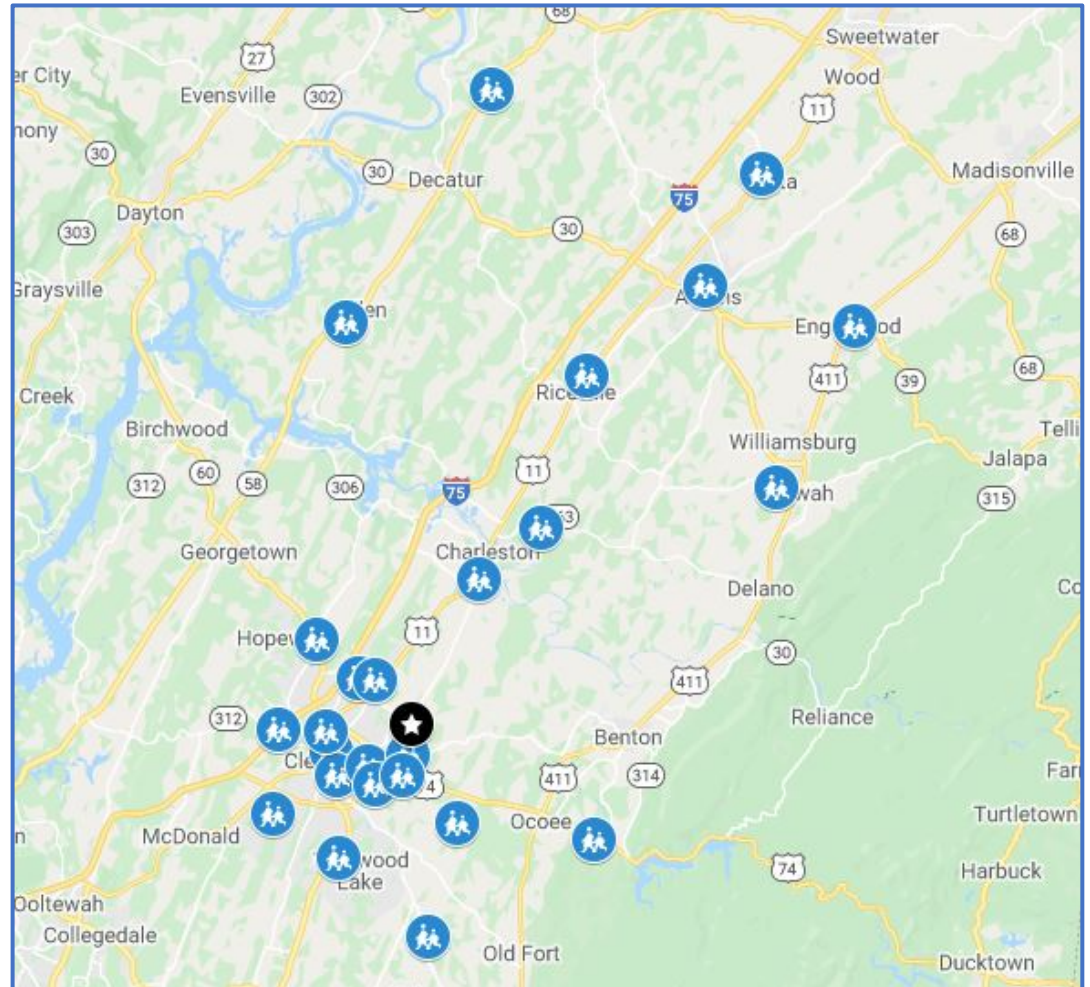


Service Area: Four Southeast Counties in Tennessee

County	EHS	HS	Pre-K	Total
Bradley	72	294	230	596
McMinn	0	130	0	130
Meigs	0	32	0	32
Polk	0	16	0	16
<b>Total Children</b>	<b>72</b>	<b>472</b>	<b>230</b>	<b>774</b>
<b>Total Classes</b>				<b>47</b>
<b># of Staff</b>				<b>180</b>



**Budget Information**

2020-2021 Expenditures	Maintenance	Training	Travel	Personnel	Food Costs	Utilities	Supplies	Ind Cost	MIS Alloc	Others	Total
Head Start	\$ 78,305	\$ 31,580	\$ 35,183	\$ 2,692,221	\$ 219,685	\$ 46,556	\$ 139,713	\$ 222,892	\$ 38,485	\$ 678,576	\$ 4,183,196
Early Head Start	\$ 29,021	\$ 15,682	\$ 3,126	\$ 733,845	\$ 82,448	\$ 33,832	\$ 40,915	\$ 59,950	\$ 6,658	\$ 58,064	\$ 1,063,541
Tennessee Pre-K	\$ 30,061	\$ 7,728	\$ 7,928	\$ 1,712,028	\$ 49,866	\$ 30,900	\$ 80,131	\$ 103,586	\$ 25,754	\$ 229,242	\$ 2,277,224
<b>Total</b>	<b>\$ 137,387</b>	<b>\$ 54,990</b>	<b>\$ 46,237</b>	<b>\$ 5,138,094</b>	<b>\$ 351,999</b>	<b>\$ 111,288</b>	<b>\$ 260,759</b>	<b>\$ 386,428</b>	<b>\$ 70,897</b>	<b>\$ 965,882</b>	<b>\$ 7,523,961</b>

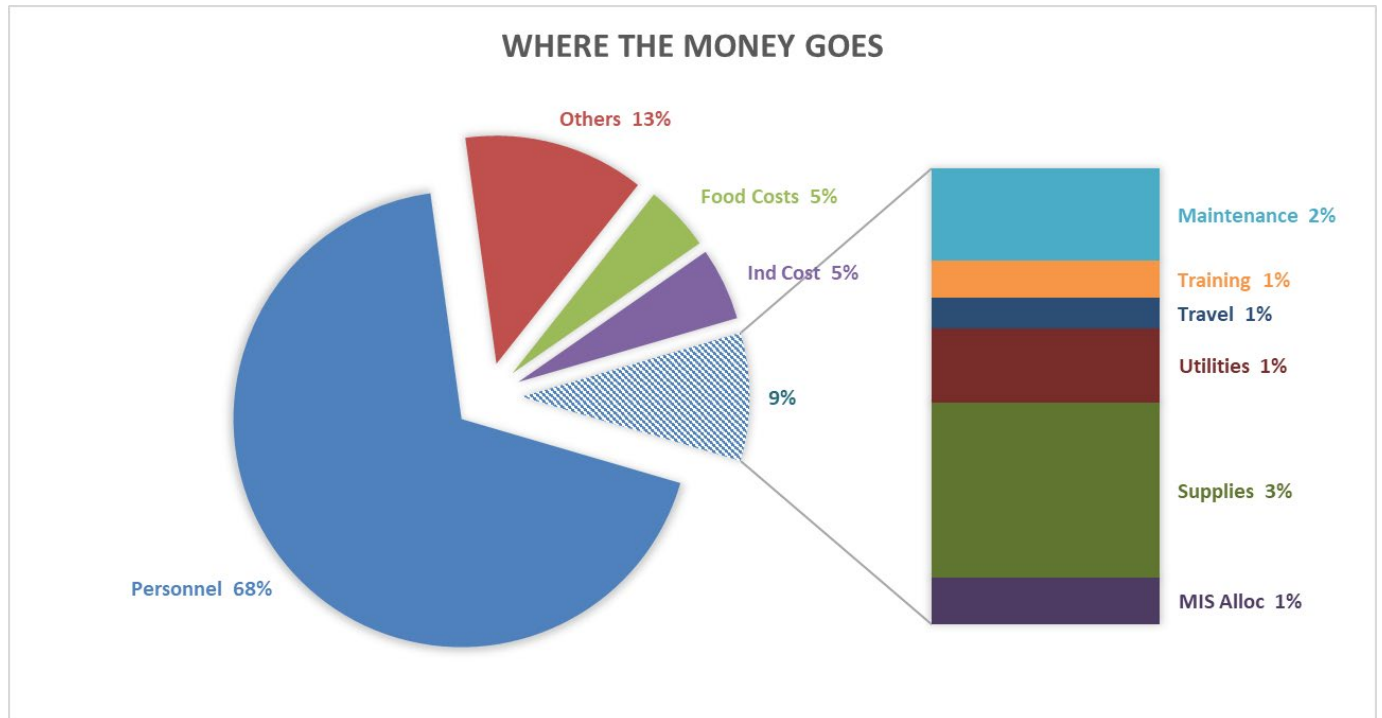
Revenue Source	Budget
Head Start - Opr + T/TA	<b>4,396,312</b>
CACFP - HS	\$ 167,000
Blythe Rental - HS	\$ 9,675
Tennessee Pilot Pre-K - 125 B & C	\$ 273,287
CACFP - TN Pilot Pre-K 125C	\$ 16,500
Blythe Rental - TN Pilot Pre-K B & C	\$ 4,354
<b>Total HS</b>	<b>\$4,867,128</b>

Early Head Start - Opr + T/TA	\$ 1,108,193
CACFP - EHS	\$ 63,000
Blythe Rental - EHS	\$ 7,509
<b>Total EHS</b>	<b>\$1,178,702</b>

Tennessee Pre-K - 126 & 127	\$ 1,821,913
CACFP - TN Pre-K - 127	\$ 30,000
Blythe Rental - Pre-K	\$ 5,267
<b>Total Tennessee Pre-K 126 &amp; 127</b>	<b>\$1,857,180</b>

<b>Total</b>	<b>\$7,903,010</b>
--------------	--------------------

<b>In-Kind</b>	<b>\$1,380,369</b>
----------------	--------------------



**Program Information**

Regulatory Monitoring	
Agency	Compliant
Federal Review	Yes
Licensing Reviews	Yes
Annual Audit	Yes
Quality Rated	Yes
CACFP	Yes

Male Engagement Activities	
	<p>We recognize the importance of having a father figure in the life of a child. Male engagement activities encourage male role models to be actively involved in the child's education.</p>

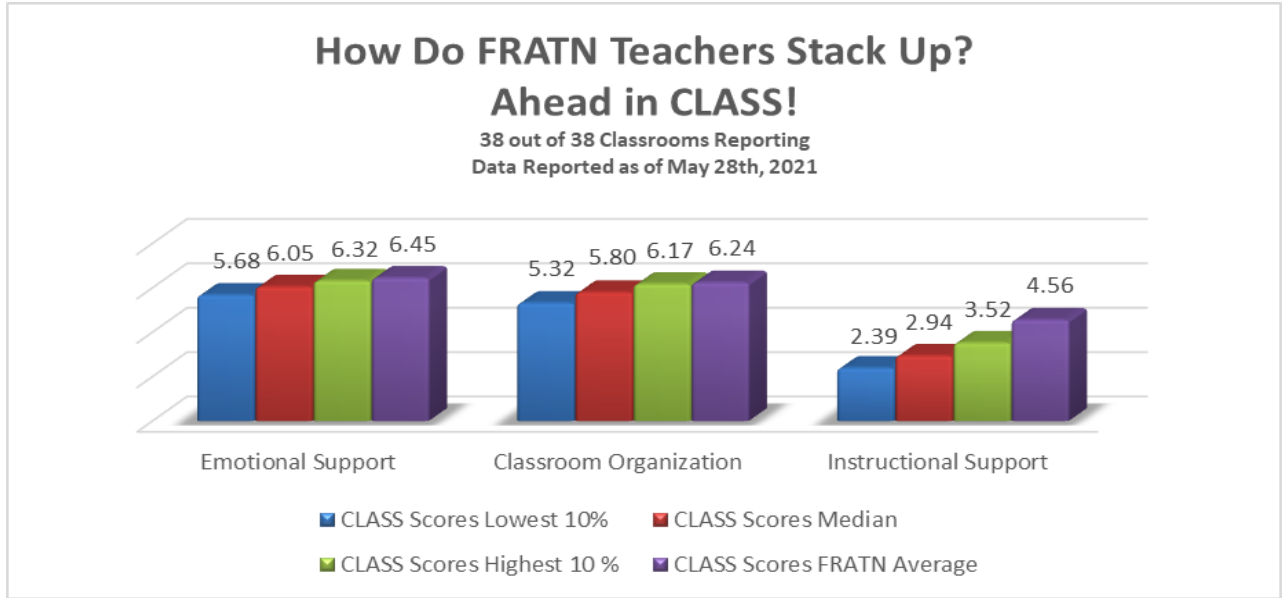
Child/Family Data for 2020-2021		
Criteria	EHS	HS
Total children enrolled	83	452
Pregnant women enrolled	1	N/A
Average monthly enrollment	94%	80%
Over income children	0%	6%
Mid-range income children	0%	7%
Families enrolled	75	423
Children with disabilities	10%	11%
Children who received a medical exam	67%	82%
Children with up-to-date age appropriate immunizations	98%	100%
Children who received a dental exam	40%	80%
Families who received some type of assistance, education, or intervention	27	276
Homeless Families	0	4
Volunteers	1	1

The Family Resource Agency assesses the needs of our families a minimum of three times per year in the following categories: housing, safety, health, transportation, financial security, child development/parenting, family education at home, education/training and life goals, transitions, families and communities, and leadership/advocacy.

The Agency-wide audit is available on the Agency website, which is located at [www.fratn.com](http://www.fratn.com), in the Public Documents section.

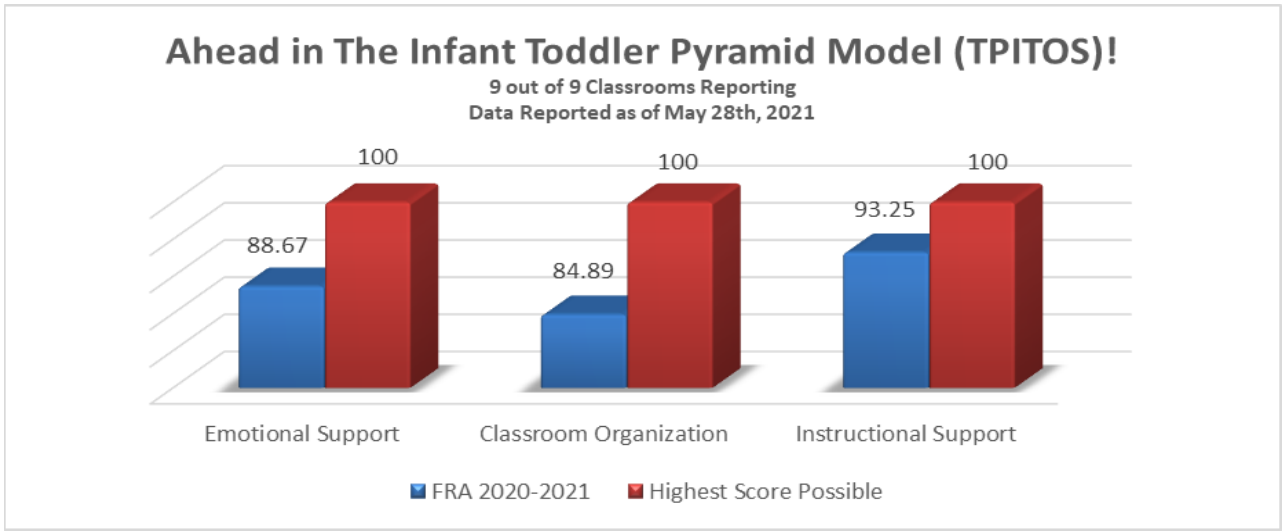
**CLASS**  
**Classroom Assessment Scoring System**

FRA Head Start uses the CLASS tool to increase teacher/child interaction by improving classroom organization, emotional support, and instructional support. The information, along with ongoing assessment, lesson plans, health and safety, portfolios, and employee evaluations is used to create an Individual Professional Development Plan (IPDP) for all employees to ensure overall program improvement.



**TPITOS**  
**The Infant Toddler Pyramid Model**

FRA Early Head Start uses the TPITOS tool to increase teacher/child interaction. The data gathered from TPITOS with ongoing assessment and monitoring is used to create Individual Professional Development Plan (IPDP) for all EHS employees to ensure overall program improvement.



School Readiness

School Readiness

**WHAT IS SCHOOL READINESS?**

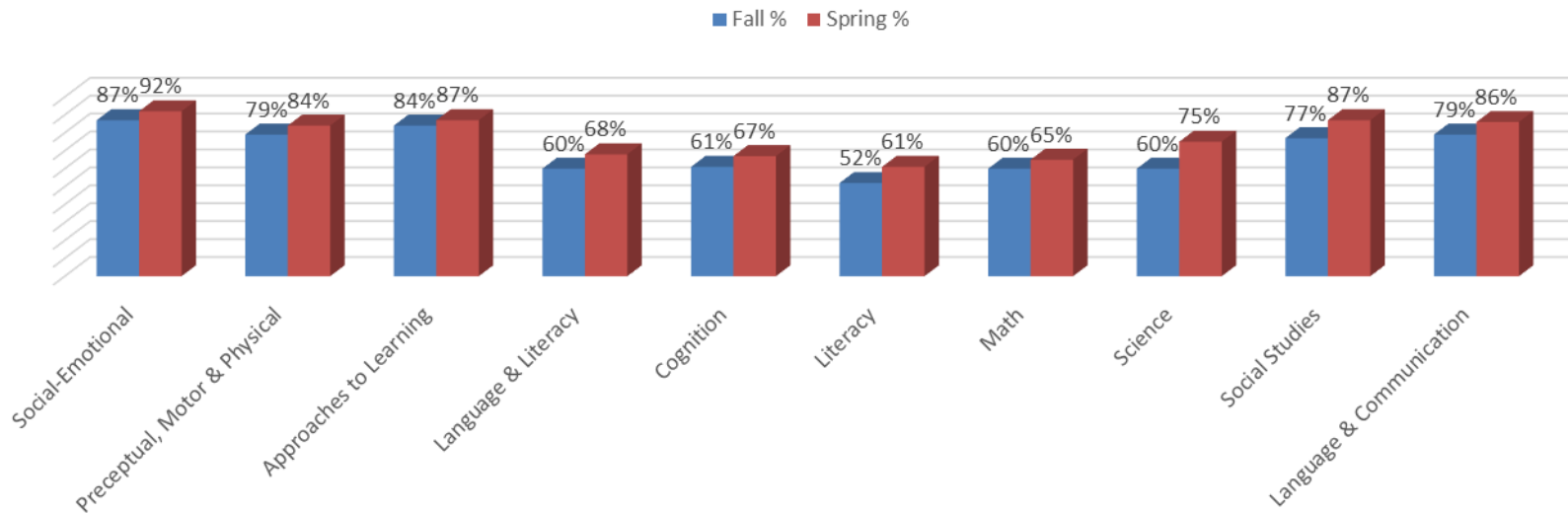
School Readiness means that each child will enter school ready to learn based on early learning experiences received in Head Start/Early Head Start/Pre-K that best promote each child's success in all areas of development as identified in the Head Start Early Learning Outcomes Framework (HSELOF) and Tennessee Early Childhood Early Learning Development Standards (TNELDS).

5 Domains of School Readiness

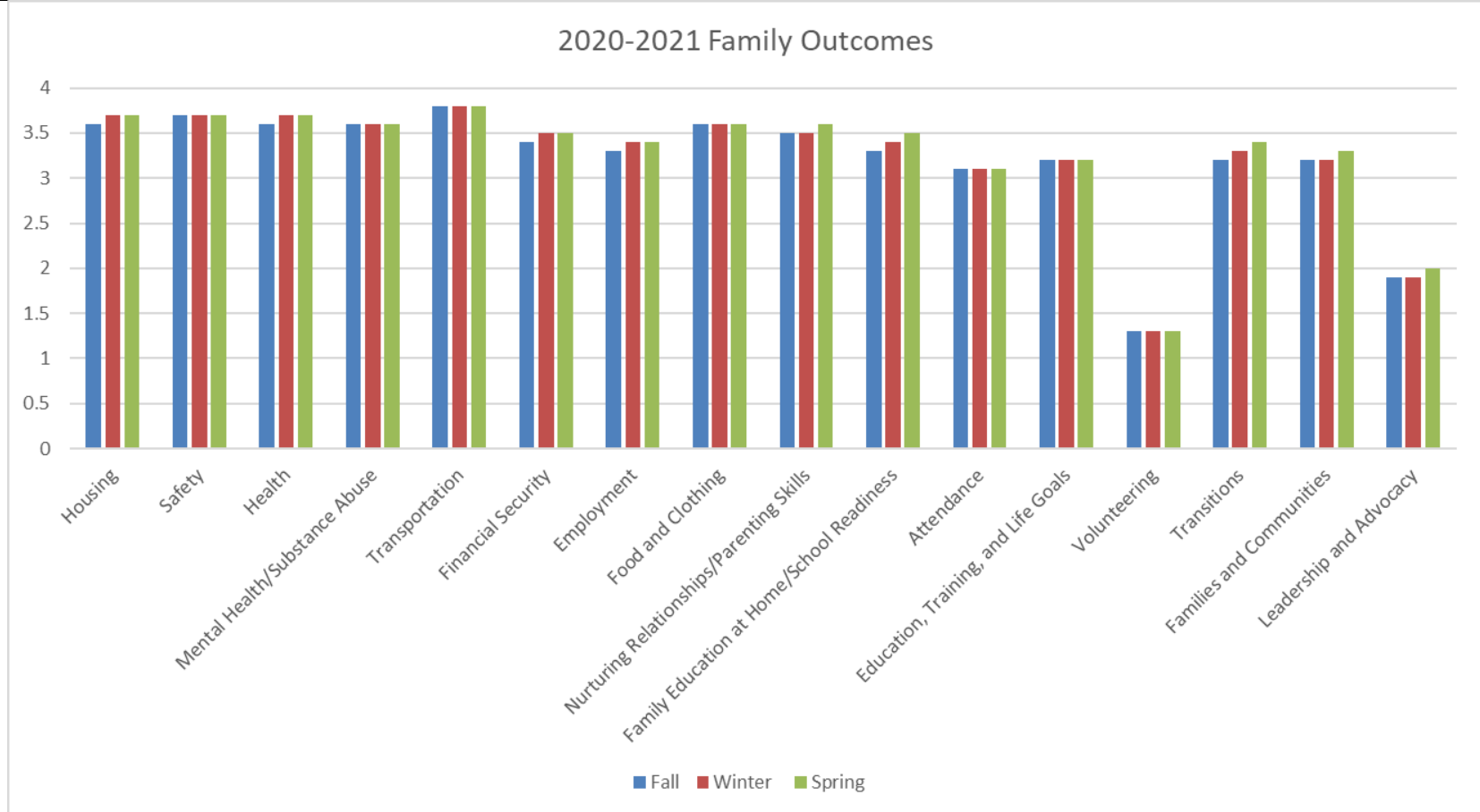
- \* Cognition
- \* Perceptual, Motor, & Physical Development
- \* Social and Emotional Development
- \* Language and Literacy
- \* Approaches to Learning

Child Outcomes

2020-2021 Child Outcomes Summary



**Family Outcomes**



**Parent, Family, and Community Engagement**

<b>Family Well-Being</b>	We believe the parents are the child's first teachers. Therefore, we provide trainings, encourage volunteerism in the classroom, and provide activities related to school readiness for the home/school connection. We also work with the families to set goals and offer resources to meet overall family well-being, such as pedestrian safety training, financial counseling, SIDS, physical and mental health, and much more. During the 2020-2021 school year, our three highest areas of engagement were Safety, Health, and Transportation.	<b>Family Engagement in Transitions</b>
<b>Positive Parent-Child Relationships</b>		<b>Family Connections to Peers and Community</b>
<b>Families as Lifelong Educators</b>		<b>Families as Advocates and Leaders</b>
<b>Family as Learners</b>		